


TUTHILL



Photos are representative of TM Series, not specific to TM02D model.

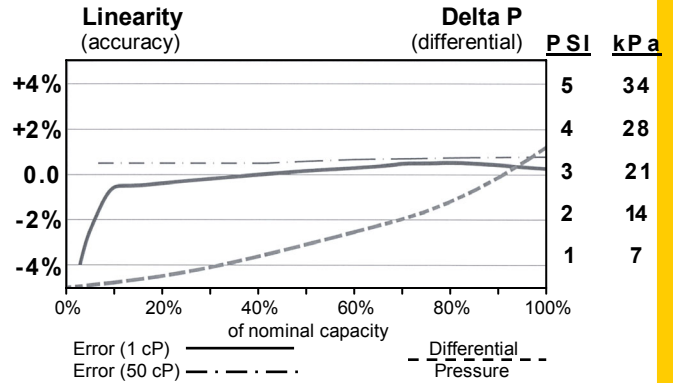
TM06A Anodized Aluminum
TM06C 303 Stainless Steel
TM06D 316 Stainless Steel

- Only two moving parts
 - No metal to metal contact in chamber or bearings
 - Electronic = Gland-less meter
 - Patented 'Wave Form' oval gear design
 - Low differential pressure for maximum flow
- = Low Cost of Ownership!**

Specifications

- **Nominal Capacity on 1 cSt viscosity with 10:1 turndown:**
 20 GPM = 76 lpm
 1200 GPH = 4500 lph
- **Pressure Rating at 100°F (38°C), with 3:1 Safety Factor:**
TM06A : 400 PSI = 28 BAR
 Opt. : 1500 PSI = 103 BAR
TM06D : 400 PSI = 28 BAR
 Opt. : 1500 PSI = 103 BAR (code K)
TM06C : 400 PSI = 28 BAR
 Opt. : 1500 PSI = 103 BAR (code K)
 Opt. : 2500 PSI = 173 BAR (code L)
- **Temperature Rating:**
Design : -40°F/+300°F = -40°C to +150°C
Temperature ratings under UL & ATEX listings may differ.
See register specifications for temperature range rating for electronics.
- **Connections:**
 3/4" ports in meter case, FNPT standard, FBSP optional.
 3/4" NPT x 3/4" 150# RF ANSI (floating flange) adaptors optional.
- **Materials:**
TM06A Case : Hardcoat anodized aluminum
 Seal : Viton™ standard, Teflon™ optional (code B)
TM06D Case : 316 Stainless Steel
 Seal : Teflon™ standard.
TM06C Case : 303 Stainless Steel
 Seal : Teflon™ standard.
 Posts : 316SS Hard Chrome coated
 Gears Std. : PPS (polyphenylene sulfide resin)
- **Pulsers:** H = Hall Effect is standard
 Pos. 14 Q = Opt. Quadrature Hall Effect (via SCL)
 in P/No. B = Opt. Reed Switch,
for use with FPP battery powered registers only.
- **Nominal Pulse Resolution:**

	On 1 cSt viscosity	On 100 cSt viscosity
Standard H & Q:	±202 PPG (54 ppl)	±195 PPG (52 ppl)
Optional H & Q:	±405 PPG (107 ppl)	±390 PPG (103 ppl)
B only:	±101 PPG (27 ppl)	±98 PPG (26 ppl)



Meter Performance

- **Linearity** Over 10:1 turn-down from nominal capacity: ±0.5%
 with electronic enhancements: ±0.25%
- **Repeatability** ±0.25% under constant conditions

Approvals

- **Flow Meter** CE mark
- **Pulsers** UL, cUL & ATEX listed;
 Intrinsically Safe when powered through a UL or ATEX listed barrier with appropriate rating.

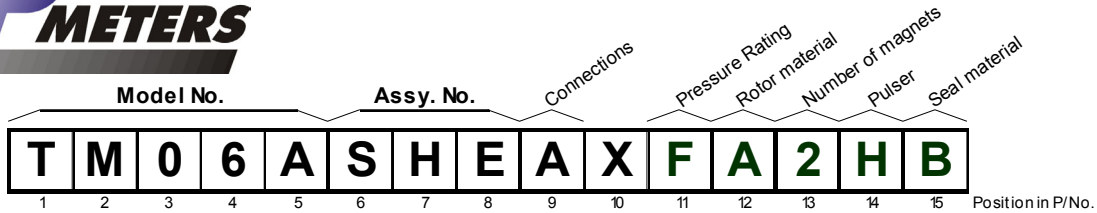
Optional Registration, Signals & Accessories

- **Signal Conditioners:**
PIA Pulse Isolator, Amplifier & Splitter, with sinking & sourcing output signal.
PAC Pulse to Analog (4-20 mA) signal converter, requires min. 9 Hz input frequency.
SCL Scaler, Calibrator and/or Linearizer, please consult for selection & pricing.
- **Registers, Totalizers & Batch Controllers**
CC56 Battery powered register, NEMA 3R, 4X or 7/4X
ELNC AC, DC or battery powered, NEMA 4X
PRT AC or DC, high/low flow alarm, opt. 4-20 mA signal
PC58 DC or battery, Total & Rate, opt. 4-20 mA signal
PCDT58 DC or battery, opt. 4-20 mA signal
PDB180 AC or DC batch controller, opt. 4-20 mA signal
EMR² DC, register/preset, serial port for PC interface, Optional with temperature compensation
6116 Differential totalizer, pulse & 4-20 mA signal
6127 Temperature compensated version of 6116
- **Accessories**
 Inlet strainer for flow meter protection is recommended
 Solenoid control valves, pneumatic operator
 Solenoid control valves, electric operator



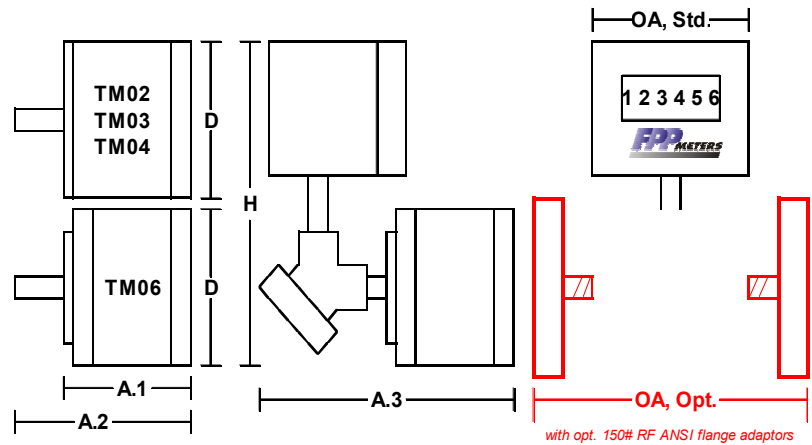
ISO 9001:2000 Certified

TM04A, TM06C & TM04D



- Pos.** 1 2 3 4 5 6 7 8 9 10 11 12 13 14 15 Position in P/No.
- 5:** A = Hardcoat Anodized Aluminum
C = 303 Stainless steel case
D = 316 Stainless steel case
- 6-8:** SHE = Flow sensor with Hall Effect pulser
SQE = Flow sensor with Hall Effect pulser + SCL for quadrature signal
SRS = Flow sensor with Reed Switch pulser
- 9:** A = Bolted companion flanges, with NPT port.
B = Bolted companion flanges, with BSP port.
C = 3/4" NPT x 3/4" 150# RF ANSI adaptor (floating flange type)

All dimensions are in inches. 1" = 25.4 mm



	Flow Sensor	Flow Meter with signal conditioner/register in enclosure									with ANSI adaptors			
		NEMA 3R			NEMA 4X			NEMA 7/4X						
		D	A.1	A.2	A.3	H	OA	A.3	H	OA		A.3	H	OA
TM06	400 PSI	3.23"	3.00"	4.60"	6.02"	3.61"	3.61"	5.82"	8.81"	5.06"		8.22"	5.89"	7.88"
	1500 PSI	3.23"	3.13"	5.73"	6.15"	3.61"	3.61"	6.95"	8.81"	5.06"		8.22"	5.89"	na
	2500 PSI	4.23"	3.20"	4.62"	6.49"	4.23"	4.23"	5.84"	9.31"	5.06"		8.72"	5.89"	na
								A.4 =	3.02"		A.4 =	4.54"		



TUTHILL
Transfer Systems

Tuthill Transfer Systems,
P.O. Box 400,
Tickfaw, LA 70466, USA

Phone: 985-542-5200
888-578-3258
Fax: 985-542-7394
E-mail: FPPWebInquiries@tuthill.com

International offices:

	Phone	Fax
Europe, Africa & Middle East	+44 (1858) 467-888	+44 (1858) 433-732
Mexico	+52 (81) 8355-5535	+52 (81) 8355-5534
Carib/CA/northern South America	+57 (1) 633-6494	+57 (1) 757-2616
Argentina, Chile & Brazil	+54 (11) 4866-5641	+54 (11) 4866-5641
Australia/Pacific Rim	+61 (3) 9720-6533	+61 (3) 9720-6880
China	+86 (21) 5385-3369	+86 (21) 5385-3365

Distributed by: